


RED DE SALUD DEL NORTE - ESE - NIT 805.027.287-4
EJECUCION ACUMULADA - INGRESOS
Filial 00 - FILIAL PRINCIPAL | Fecha de corte 31-Marzo-2012

Rubro	PRESUPUESTO			Reconocimientos			% Ejecución	Recaudos			% Ejecución	Por ejecutar	Cuentas por cobrar
	Inicial	Adiciones	Actual	Mes anterior	Del mes	Acumulado		Mes anterior	Del mes	Acumulado			
02 INGRESOS	15.872.000.000	1.990.537.024	17.862.537.024	2.395.293.619	1.197.680.751	3.592.974.370	20	1.734.169.118	1.053.909.806	2.788.078.924	78	14.269.562.654	804.895.446
0203 INGRESOS NO TRIBUTARIOS	15.662.600.000	179.979.577	15.842.579.577	1.945.485.521	1.189.808.117	3.135.293.638	20	1.284.361.020	1.046.037.172	2.330.398.191	74	12.707.285.939	804.895.446
020343 VENTA DE SERVICIOS	14.319.000.000	179.979.577	14.498.979.577	1.897.028.022	1.180.423.381	3.077.451.403	21	1.235.903.521	1.036.652.436	2.272.555.956	74	11.421.528.174	804.895.446
02034301 Regimen Vinculado S.S.F	1.100.100.891	0	1.100.100.891	141.636.044	141.636.044	283.272.088	26	141.636.044	141.636.044	283.272.088	100	816.828.803	0
02034302 Regimen Vinculado	2.987.498.994	0	2.987.498.994	215.986.198	215.986.198	431.972.396	14	0	215.986.198	215.986.198	50	2.555.526.598	215.986.198
02034303 Regimen Subsidiado Capitado	8.549.970.157	179.979.577	8.729.949.734	1.350.479.502	767.883.890	2.118.363.392	24	997.293.171	623.965.582	1.621.258.753	77	6.611.586.342	497.104.639
02034304 Regimen Subsidiado Evento	887.266.592	0	887.266.592	79.327.746	5.100.830	84.428.576	10	353.047	5.100.830	5.453.877	6	802.838.016	78.974.699
02034305 Otras Entidades - Ventas Directas en Ef	686.400.000	0	686.400.000	94.958.475	44.913.078	139.871.553	20	94.958.475	44.913.078	139.871.553	100	546.528.447	0
02034306 Contributivo	77.829.440	0	77.829.440	9.528.378	4.792.479	14.320.857	18	1.662.784	4.939.842	6.602.626	46	63.508.583	7.718.231
02034307 Soat	29.933.926	0	29.933.926	5.111.679	110.862	5.222.541	17	0	110.862	110.862	2	24.711.385	5.111.679
020390 OTRAS ENTIDADES - OTROS INGRESOS	1.343.600.000	0	1.343.600.000	48.457.499	9.384.736	57.842.235	4	48.457.499	9.384.736	57.842.235	100	1.285.757.765	0
0203902 Proyectos especiales	1.084.000.000	0	1.084.000.000	0	0	0	0	0	0	0	0	1.084.000.000	0
0203903 Otros	259.600.000	0	259.600.000	48.457.499	9.384.736	57.842.235	22	48.457.499	9.384.736	57.842.235	100	201.757.765	0
0207 RECURSOS DE CAPITAL	209.400.000	1.803.841.251	2.013.241.251	449.808.098	1.156.438	450.964.536	22	449.808.098	1.156.438	450.964.536	100	1.562.276.715	0
020719 RECURSOS DE CAPITAL CREDITO INTEI	200.000.000	0	200.000.000	200.000.000	0	200.000.000	100	200.000.000	0	200.000.000	100	0	0
02071901 Recursos de Capital - Credito Interno	200.000.000	0	200.000.000	200.000.000	0	200.000.000	100	200.000.000	0	200.000.000	100	0	0
020718 RENDIMIENTOS FINANCIEROS	9.400.000	0	9.400.000	0	0	0	0	0	0	0	0	9.400.000	0
02071801 Rendimientos Financieros	9.400.000	0	9.400.000	0	0	0	0	0	0	0	0	9.400.000	0
020737 RECUPERACION DE CARTERA	0	1.803.841.251	1.803.841.251	249.808.098	1.156.438	250.964.536	14	249.808.098	1.156.438	250.964.536	100	1.552.876.715	0
02073701 Recuperacion Cartera Vigencia Anterior	0	1.803.841.251	1.803.841.251	249.808.098	1.156.438	250.964.536	14	249.808.098	1.156.438	250.964.536	100	1.552.876.715	0
0213 DISPONIBLE	0	6.716.196	6.716.196	0	6.716.196	6.716.196	100	0	6.716.196	6.716.196	100	0	0
021301 DISPONIBILIDAD INICIAL APROBADA	0	6.716.196	6.716.196	0	6.716.196	6.716.196	100	0	6.716.196	6.716.196	100	0	0
02130101 Disponibilidad Inicial	0	6.716.196	6.716.196	0	6.716.196	6.716.196	100	0	6.716.196	6.716.196	100	0	0
TOTAL VIGENCIA CORRIENTE	15.872.000.000	1.990.537.024	17.855.820.828	2.145.485.521	1.197.680.751	3.586.258.174		1.484.361.020	1.047.193.610	2.781.362.728		14.269.562.654	804.895.446

RESUMEN CARTERA

CARTERA VIG ACTUAL	804.895.446
CARTERA VIG ANTERIOR	1.552.876.715
TOTAL CARTERA	2.357.772.161


MARÍA PIEDÁD ECHEVERRI CALDERON
 Gerente


MARTHA BLANOS JARAMILLO
 Subgerente Administrativo y Financiero


CLARA INES VALENCIA RESTREPO
 Responsable de presupuesto

RED DE SALUD DEL NORTE - ESE - NIT 805.027.287-4
EJECUCION ACUMULADA - GASTOS

Filial 00 - FILIAL PRINCIPAL | Fecha de corte 31-Marzo-2012

Rubro	PRESUPUESTO			Compromisos			% Ejecu	Obligaciones			% Ejecu	Giros			% Ejecuci	Por ejecutar	Cuentas por pagar
	Inicial	Adiciones	Actual	Mes anterior	Del mes	Acumulado		Mes anterior	Del mes	Acumulado		Mes anterior	Del mes	Acumulado			
0 TOTAL GASTOS	15.872.000.000	1.990.537.024	17.862.537.024	4.165.706.078	1.169.998.550	5.335.704.628	30	3.993.979.509	1.040.130.045	5.034.109.545	94	1.171.378.365	1.570.245.455	2.741.623.820	54	12.526.832.396	2.292.405.725
03 GASTOS DE FUNCIONAMIENTO	15.859.000.000	0	15.859.000.000	2.175.169.053	1.169.998.550	3.345.167.604	21	2.003.442.475	1.040.130.045	3.043.572.521	91	916.024.791	1.286.844.539	2.202.869.330	72	12.513.832.396	840.703.191
03-1 GASTO ADMINISTRATIVO	2.915.509.479	0	2.915.509.479	408.100.435	213.949.395	622.049.830	21	376.267.141	191.005.186	567.272.327	91	184.488.228	240.974.482	425.462.710	75	2.293.459.649	141.809.617
0320-1 SERVICIOS PERSONALES	1.164.166.468	0	1.164.166.468	125.933.044	60.373.491	186.306.535	16	122.569.044	63.737.491	186.306.535	100	72.014.289	90.596.414	162.610.703	87	977.859.933	23.695.833
0320011 SERVICIO PERSONAL ASOCIAR	785.840.797	0	785.840.797	80.533.931	42.102.553	122.636.484	16	80.533.931	42.102.553	122.636.484	100	40.718.991	72.728.240	113.447.231	93	663.204.313	9.189.253
032001101 Sueldos Personal Nomina	785.840.797	0	785.840.797	80.533.931	42.102.553	122.636.484	16	80.533.931	42.102.553	122.636.484	100	40.718.991	72.728.240	113.447.231	93	663.204.313	9.189.253
0320081 SERVICIOS PERSONALES INDI	48.000.000	0	48.000.000	10.488.690	432.000	10.920.690	23	7.124.690	3.796.000	10.920.690	100	0	340.020	340.020	3	37.079.310	10.580.670
032008101 Honorarios	48.000.000	0	48.000.000	10.488.690	432.000	10.920.690	23	7.124.690	3.796.000	10.920.690	100	0	340.020	340.020	3	37.079.310	10.580.670
0320141 CONTRATACION INHERENTES	291.033.631	0	291.033.631	30.974.663	15.657.877	46.632.540	16	30.974.663	15.657.877	46.632.540	100	29.367.941	15.519.750	44.887.691	96	244.401.091	1.744.849
032014101 Cesantías	59.928.844	0	59.928.844	0	0	0	0	0	0	0	0	0	0	0	0	59.928.844	0
032014102 Aportes Pensión	104.772.996	0	104.772.996	14.558.452	7.279.226	21.837.678	21	14.558.452	7.279.226	21.837.678	100	14.558.452	7.279.226	21.837.678	100	82.935.318	0
032014103 Aportes Salud EPS	73.759.558	0	73.759.558	10.312.238	5.156.119	15.468.357	21	10.312.238	5.156.119	15.468.357	100	10.312.238	5.156.119	15.468.357	100	58.291.201	0
032014104 Aportes a Riesgos Profesionale	21.138.601	0	21.138.601	2.955.366	1.477.683	4.433.049	21	2.955.366	1.477.683	4.433.049	100	2.955.366	1.477.683	4.433.049	100	16.705.552	0
032014106 Caja de Compensacion Familia	31.433.632	0	31.433.632	3.148.607	1.744.849	4.893.456	16	3.148.607	1.744.849	4.893.456	100	1.541.885	1.606.722	3.148.607	64	26.540.176	1.744.849
0320161 CONTRATACION INHERENTES	23.575.224	0	23.575.224	2.361.456	1.308.637	3.670.093	16	2.361.456	1.308.637	3.670.093	100	1.156.414	1.205.042	2.361.456	64	19.905.131	1.308.637
032016101 Instituto de Bienestar Familiar	23.575.224	0	23.575.224	2.361.456	1.308.637	3.670.093	16	2.361.456	1.308.637	3.670.093	100	1.156.414	1.205.042	2.361.456	64	19.905.131	1.308.637
0320171 CONTRATACION INHERENTES	15.716.816	0	15.716.816	1.574.304	872.424	2.446.728	16	1.574.304	872.424	2.446.728	100	770.943	803.361	1.574.304	64	13.270.088	872.424
032017101 Servicio Nacional de Aprendiz	15.716.816	0	15.716.816	1.574.304	872.424	2.446.728	16	1.574.304	872.424	2.446.728	100	770.943	803.361	1.574.304	64	13.270.088	872.424
0321-1 GENERALES	1.751.343.011	0	1.751.343.011	282.167.391	153.575.904	435.743.295	25	253.698.097	127.267.695	380.965.792	87	112.473.939	150.378.069	262.852.008	69	1.315.599.716	118.113.784
0321011 IMPUESTOS Y CONTRIBUCION	18.000.000	0	18.000.000	10.011.468	22.668	10.034.136	56	10.011.468	22.668	10.034.136	100	22.668	0	22.668	0	7.965.864	10.011.468
032101101 Impuestos y Contribuciones	18.000.000	0	18.000.000	10.011.468	22.668	10.034.136	56	10.011.468	22.668	10.034.136	100	22.668	0	22.668	0	7.965.864	10.011.468
0321071 ADQUISICION DE BIENES Y SE	156.500.000	0	156.500.000	6.986.498	600.416	7.586.914	5	4.986.618	1.367.538	6.354.156	84	4.226.621	1.162.469	5.389.090	85	148.913.086	965.066
032107101 Mantenimiento	156.500.000	0	156.500.000	6.986.498	600.416	7.586.914	5	4.986.618	1.367.538	6.354.156	84	4.226.621	1.162.469	5.389.090	85	148.913.086	965.066
0321081 ADQUISICION DE BIENES Y SE	1.400.000	0	1.400.000	132.338	134.538	266.876	19	132.338	134.538	266.876	100	132.338	55.200	187.538	70	1.133.124	79.338
032108101 Comunicaciones y Transporte	1.400.000	0	1,400.000	132.338	134.538	266.876	19	132.338	134.538	266.876	100	132.338	55.200	187.538	70	1,133.124	79.338
0321101 ADQUISICION DE BIENES Y SE	70.000.000	0	70.000.000	10.341.627	5.344.097	15.685.724	22	10.341.627	5.344.097	15.685.724	100	10.341.627	5.344.097	15.685.724	100	54.314.276	0
032110101 Acueducto y Energia	55.880.000	0	55.880.000	8.735.068	4.479.395	13.214.463	24	8.735.068	4.479.395	13.214.463	100	8.735.068	4.479.395	13.214.463	100	42.665.537	0
032110102 Telefono	11.480.000	0	11.480.000	1.606.559	864.702	2.471.261	22	1.606.559	864.702	2.471.261	100	1.606.559	864.702	2.471.261	100	9.008.739	0
032110103 Internet	2.640.000	0	2.640.000	0	0	0	0	0	0	0	0	0	0	0	0	2.640.000	0
0321111 ADQUISICION DE BIENES Y S	11.400.000	0	11.400.000	84.740	0	84.740	1	84.740	0	84.740	100	84.740	0	84,740	100	11.315.260	0
032111101 Seguros	11.400.000	0	11,400.000	84.740	0	84,740	1	84,740	0	84,740	100	84,740	0	84,740	100	11,315.260	0
0321131 ADQUISICION DE BIENES Y SE	400.000	0	400.000	80.161	0	80.161	20	80.161	0	80.161	100	80.161	0	80.161	100	319.839	0
032113101 Viaticos y Gastos de Viaje	400.000	0	400.000	80.161	0	80.161	20	80.161	0	80.161	100	80.161	0	80.161	100	319.839	0
0321231 ADQUISICION DE BIENES Y SE	45.620.000	0	45.620.000	63.746	87.468	151.214	0	63.746	87.468	151.214	100	63.746	58.000	121.746	81	45.468.786	29.468
032123101 Capacitación	31.200.000	0	31,200.000	0	58.000	58.000	0	0	58.000	58.000	100	0	58.000	58.000	100	31.142.000	0
032123102 Bienestar Social	14.420.000	0	14,420.000	63.746	29.468	93.214	1	63.746	29.468	93.214	100	63.746	0	63.746	68	14.326.786	29.468
0321901 OTROS GASTOS POR ADQUSI	70.966.971	0	70.966.971	10.905.020	4.270.190	15.175.210	21	10.305.020	4.415.547	14.720.567	97	70.271	1.128.532	1.198.803	8	55.791.761	13.521.764
032190101 Papeleria Impresora y Papeleria	43.786.926	0	43,786.926	5.825.755	2.334.604	8.160.359	19	5.825.755	2.334.604	8.160.359	100	11.334	0	11.334	0	35.626.567	8.149.025
032190102 Suministros de Aseo y Cafeteri	25.020.045	0	25,020.045	4.173.908	1.480.942	5.654.850	23	4.173.908	1.480.942	5.654.850	100	58.937	1.128.532	1.187.469	21	19.365.195	4.467.381
032190103 Combustible Lubricantes y LLa	2.160.000	0	2,160.000	905.357	454.643	1.360.000	63	305.357	600.000	905.357	67	0	0	0	0	800.000	905.357
0321911 OTROS GASTOS POR ADQUSIK	1.377.056.040	0	1,377.056.040	243.561.793	143.116.527	386.678.320	28	217.692.379	115.895.839	333.588.218	86	97.451.767	142.629.771	240.081.538	72	990.377.720	93.506.681
032191101 Aseo	69.840.000	0	69,840.000	24.942.611	297.620	25.240.231	36	13.158.663	6.296.136	19.454.799	77	426.465	418.082	844.547	4	44.589.769	18.610.252
032191103 Publicidad	6.600.000	0	6,600.000	677.650	0	677.650	10	677.650	0	677.650	100	517.650	160.000	677.650	100	5.922.350	0
032191104 Salud Ocupacional	4.664.800	0	4,664.800	680.000	0	680.000	15	0	0	0	0	0	0	0	0	3.984.800	0

[Handwritten signature and initials]

RED DE SALUD DEL NORTE - ESE - NIT 805.027.287-4

EJECUCION ACUMULADA - GASTOS

Filial 00 - FILIAL PRINCIPAL | Fecha de corte 31-Marzo-2012


Rubro	PRESUPUESTO			Compromisos			% Ejec	Obligaciones			% Ejec	Giros			% Ejec	Por ejecutar	Cuentas por pagar
	Inicial	Adiciones	Actual	Mes anterior	Del mes	Acumulado		Mes anterior	Del mes	Acumulado		Mes anterior	Del mes	Acumulado			
032191105 Contratos y Convenios	1.141.505.150	0	1.141.505.150	197.279.849	107.939.766	305.219.615	27	194.919.849	101.342.036	296.261.885	97	96.507.652	137.715.890	234.223.542	79	836.285.535	62.038.343
032191106 Seguridad de Bienes y Person	12.840.000	0	12.840.000	4.640.000	0	4.640.000	36	2.232.414	0	2.232.414	48	0	0	0	0	8.200.000	2.232.414
032191107 Gastos para futuras demandas	40.000.000	0	40.000.000	0	0	0	0	0	0	0	0	0	0	0	0	40.000.000	0
032191108 Sistemas de Informacion	95.606.090	0	95.606.090	15.341.683	34.879.141	50.220.824	53	6.703.803	8.257.667	14.961.470	30	0	4.335.799	4.335.799	29	45.385.266	10.625.672
032191109 Gestion Documental	6.000.000	0	6.000.000	0	0	0	0	0	0	0	0	0	0	0	0	6.000.000	0
03-2 GASTO OPERATIVO	12.943.490.521	0	12.943.490.521	1.767.068.618	956.049.155	2.723.117.774	21	1.627.175.334	849.124.859	2.476.300.193	91	731.536.563	1.045.870.056	1.777.406.619	72	10.220.372.747	698.893.574
0320-2 SERVICIOS PERSONALES	4.629.665.875	0	4.629.665.875	477.235.675	253.166.978	730.402.653	16	459.235.675	257.666.978	716.902.653	98	279.720.619	369.313.690	649.034.309	91	3.899.263.222	67.868.343
0320012 SERVICIO PERSONAL ASOCIAT	3.143.363.188	0	3.143.363.188	316.227.223	175.583.226	491.810.449	16	316.227.223	175.583.226	491.810.449	100	154.539.426	293.340.999	447.880.425	91	2.651.552.739	43.930.024
032001202 Sueldos Personal Nomina	3.143.363.188	0	3.143.363.188	316.227.223	175.583.226	491.810.449	16	316.227.223	175.583.226	491.810.449	100	154.539.426	293.340.999	447.880.425	91	2.651.552.739	43.930.024
0320081 SERVICIO PERSONAL ASOCIAT	165.000.000	0	165.000.000	21.366.760	6.228.000	27.594.760	17	3.366.760	10.728.000	14.094.760	51	0	5.860.080	5.860.080	42	137.405.240	8.234.680
032008201 Honorarios	165.000.000	0	165.000.000	21.366.760	6.228.000	27.594.760	17	3.366.760	10.728.000	14.094.760	51	0	5.860.080	5.860.080	42	137.405.240	8.234.680
0320142 CONTRATO INHERENTES A LA	1.164.134.527	0	1.164.134.527	123.898.656	62.631.508	186.530.164	16	123.898.656	62.631.508	186.530.164	100	117.471.767	62.079.002	179.550.769	96	977.604.363	6.979.395
032014201 Cesantías	239.715.377	0	239.715.377	0	0	0	0	0	0	0	0	0	0	0	0	239.715.377	0
032014202 Aportes Pensión	419.091.985	0	419.091.985	58.233.812	29.116.906	87.350.718	21	58.233.812	29.116.906	87.350.718	100	58.233.812	29.116.906	87.350.718	100	331.741.267	0
032014203 Aportes Salud EPS	295.038.233	0	295.038.233	41.248.950	20.624.475	61.873.425	21	41.248.950	20.624.475	61.873.425	100	41.248.950	20.624.475	61.873.425	100	233.164.808	0
032014204 Aportes Riesgos Profesionales	84.554.404	0	84.554.404	11.821.464	5.910.732	17.732.196	21	11.821.464	5.910.732	17.732.196	100	11.821.464	5.910.732	17.732.196	100	66.822.208	0
032014205 Caja de Compensación Familia	125.734.528	0	125.734.528	12.594.430	6.979.395	19.573.825	16	12.594.430	6.979.395	19.573.825	100	6.167.541	6.426.889	12.594.430	64	106.160.703	6.979.395
0320162 CONTRATACION INHERENTES	94.300.896	0	94.300.896	9.445.822	5.234.546	14.680.368	16	9.445.822	5.234.546	14.680.368	100	4.625.656	4.820.166	9.445.822	64	137.405.240	5.234.546
032016201 Instituto Colombiano de Bienes	94.300.896	0	94.300.896	9.445.822	5.234.546	14.680.368	16	9.445.822	5.234.546	14.680.368	100	4.625.656	4.820.166	9.445.822	64	79.620.528	5.234.546
0320172 CONTRATACION INHERENTES	62.867.264	0	62.867.264	6.297.214	3.489.698	9.786.912	16	6.297.214	3.489.698	9.786.912	100	3.083.770	3.213.444	6.297.214	64	53.080.352	3.489.698
032017201 Servicio Nacional de Aprendizaje	62.867.264	0	62.867.264	6.297.214	3.489.698	9.786.912	16	6.297.214	3.489.698	9.786.912	100	3.083.770	3.213.444	6.297.214	64	53.080.352	3.489.698
0321-2 GENERALES	8.313.824.646	0	8.313.824.646	1.289.832.943	702.882.178	1.992.715.121	24	1.167.939.659	591.457.881	1.759.397.541	88	451.815.944	676.556.366	1.128.372.310	64	6.321.109.525	631.025.231
0321062 ADQUISICION DE BIENES	1.446.052.604	0	1.446.052.604	202.623.026	103.181.306	305.804.332	21	192.206.919	99.110.249	291.317.167	95	215.000	138.240	353.240	0	1.140.248.272	290.963.927
032106202 Material Medico Quirurgico	1.397.852.604	0	1.397.852.604	189.908.026	103.043.066	292.951.092	21	189.608.119	96.211.809	285.819.927	98	0	0	0	0	1.104.901.512	285.819.927
032106203 Alimentación	48.200.000	0	48.200.000	12.715.000	138.240	12.853.240	27	2.598.800	2.898.440	5.497.240	43	138.240	353.240	6	35.346.760	5.144.000	
0321072 ADQUISICION DE BIENES Y SE	626.000.000	0	626.000.000	27.945.991	2.401.663	30.347.654	5	19.946.471	5.470.151	25.416.622	84	16.906.481	4.649.874	21.556.355	85	595.652.346	3.860.267
032107201 Mantenimiento	626.000.000	0	626.000.000	27.945.991	2.401.663	30.347.654	5	19.946.471	5.470.151	25.416.622	84	16.906.481	4.649.874	21.556.355	85	595.652.346	3.860.267
0321082 ADQUISICION DE BIENES Y SE	5.600.000	0	5.600.000	529.352	538.152	1.067.504	19	529.352	538.152	1.067.504	100	529.352	220.800	750.152	70	4.532.496	317.352
032108201 Comunicaciones y Transporte	5.600.000	0	5.600.000	529.352	538.152	1.067.504	19	529.352	538.152	1.067.504	100	529.352	220.800	750.152	70	4.532.496	317.352
0321102 ADQUISICION DE BIENES Y SE	374.400.000	0	374.400.000	48.515.908	22.654.481	71.170.389	19	48.515.908	22.654.481	71.170.389	100	41.762.070	21.376.387	63.138.457	89	303.229.611	8.031.932
032110201 Acueducto y Energia	223.520.000	0	223.520.000	34.940.270	17.917.579	52.857.849	24	34.940.270	17.917.579	52.857.849	100	34.940.270	17.917.579	52.857.849	100	170.662.151	0
032110202 Telefono	45.920.000	0	45.920.000	6.821.800	3.458.808	10.280.608	22	6.821.800	3.458.808	10.280.608	100	6.821.800	3.458.808	10.280.608	100	35.639.392	0
032110203 Internet	10.560.000	0	10.560.000	0	0	0	0	0	0	0	0	0	0	0	0	10.560.000	0
032110204 Ruta Hospitalaria	94.400.000	0	94.400.000	6.753.838	1.278.094	8.031.932	9	6.753.838	1.278.094	8.031.932	100	0	0	0	0	86.368.068	8.031.932
0321112 ADQUISICION DE BIENES Y SE	45.600.000	0	45.600.000	338.960	0	338.960	1	338.960	0	338.960	100	338.960	0	338.960	100	45.261.040	0
032111201 Seguros	45.600.000	0	45.600.000	338.960	0	338.960	1	338.960	0	338.960	100	338.960	0	338.960	100	45.261.040	0
0321132 ADQUISICION DE BIENES Y SEI	1.600.000	0	1.600.000	320.644	0	320.644	20	320.644	0	320.644	100	320.644	0	320.644	100	1.279.356	0
032113201 Viaticos y Gastos de Viaje	1.600.000	0	1.600.000	320.644	0	320.644	20	320.644	0	320.644	100	320.644	0	320.644	100	1.279.356	0
0321232 ADQUISICION DE BIENES Y SE	182.480.000	0	182.480.000	254.988	349.874	604.862	0	254.988	349.874	604.862	100	254.988	232.000	486.988	81	181.875.138	117.874
032123201 Capacitación	124.800.000	0	124.800.000	0	232.000	232.000	0	0	232.000	232.000	100	0	232.000	232.000	100	124.568.000	0
032123202 Bienestar Social	57.680.000	0	57.680.000	254.988	117.874	372.862	1	254.988	117.874	372.862	100	254.988	0	254.988	68	57.307.138	117.874
0321902 OTROS GASTOS POR ADQUIST	283.867.884	0	283.867.884	41.495.074	21.687.213	63.182.287	22	41.495.074	17.403.770	58.898.844	93	556.083	6.793.807	7.349.890	12	220.685.597	51.548.954
032190201 Papelería Impresión y General	175.147.702	0	175.147.702	23.303.017	9.338.414	32.641.431	19	23.303.017	9.206.328	32.509.345	100	45.336	0	45.336	0	142.506.271	32.458.009
032190202 Otros Suministros de Aseo y Cr	100.080.182	0	100.080.182	16.970.631	8.203.442	25.174.073	25	16.970.631	8.203.442	25.174.073	100	150.747	6.793.807	7.304.554	29	74.906.109	17.869.519
032190203 Combustible Lubricantes y Uar	8.640.000	0	8.640.000	1.221.426	4.145.357	5.366.783	62	1.221.426	0	1.221.426	23	0	0	0	0	3.273.217	1.221.426
0321912 OTROS PAGOS POR ADQUISIC	5.348.224.158	0	5.348.224.158	967.809.000	552.069.490	1.519.878.490	28	864.331.343	445.931.205	1.310.262.548	86	390.932.366	643.145.258	1.034.077.624	79	3.828.345.668	276.184.924


Handwritten signature and initials.


RED DE SALUD DEL NORTE - ESE - NIT 805.027.287-4
EJECUCION ACUMULADA - GASTOS

Filial 00 - FILIAL PRINCIPAL | Fecha de corte 31-Marzo-2012

Rubro	PRESUPUESTO			Compromisos			% Ejec	Obligaciones			% Ejec	Giros			Por ejecutar	Cuentas por pagar	
	Inicial	Adiciones	Actual	Mes anterior	Del mes	Acumulado		Mes anterior	Del mes	Acumulado		Mes anterior	Del mes	Acumulado			
032191201 Sistemas de Información	382.424.361	0	382.424.361	61.366.729	139.516.564	200.883.293	53	26.815.210	33.030.673	59.845.883	30	0	17.343.194	17.343.194	29	181.541.068	42.502.689
032191202 Aseo	279.360.000	0	279.360.000	99.770.443	1.190.480	100.960.923	36	52.634.651	25.184.544	77.819.195	77	1.705.858	1.672.329	3.378.187	4	178.399.077	74.441.008
032191203 Publicidad	26.400.000	0	26.400.000	2.710.600	0	2.710.600	10	2.710.600	0	2.710.600	100	2.070.600	640.000	2.710.600	100	23.689.400	0
032191204 Salud Ocupacional	18.659.200	0	18.659.200	2.720.000	0	2.720.000	15	0	0	0	0	0	0	0	0	15.939.200	0
032191205 Contratos y Convenios	4.566.020.597	0	4.566.020.597	782.681.228	411.362.446	1.194.043.674	26	773.241.228	387.715.988	1.160.957.216	97	387.155.908	623.489.735	1.010.645.643	87	3.371.976.923	150.311.573
032191206 Seguridad de Bienes y Personz	51.360.000	0	51.360.000	18.560.000	0	18.560.000	36	8.929.654	0	8.929.654	48	0	0	0	0	32.800.000	8.929.654
032191207 Gestion Documental	24.000.000	0	24.000.000	0	0	0	0	0	0	0	0	0	0	0	0	24.000.000	0
05 GASTOS DE INVERSION	13.000.000	0	13.000.000	0	0	0	0	0	0	0	0	0	0	0	0	13.000.000	0
0532 GASTOS DE INVERSION	13.000.000	0	13.000.000	0	0	0	0	0	0	0	0	0	0	0	0	13.000.000	0
053203 MEJORAMIENTO DE INFRAEST	13.000.000	0	13.000.000	0	0	0	0	0	0	0	0	0	0	0	0	13.000.000	0
0532031 Mejoramiento de IPS	13.000.000	0	13.000.000	0	0	0	0	0	0	0	0	0	0	0	0	13.000.000	0
08 RESERVAS PRESUPUESTALES	0	1.990.537.024	1.990.537.024	1.990.537.024	0	1.990.537.024	100	1.990.537.024	0	1.990.537.024	100	255.353.574	283.400.916	538.754.490	27	0	1.451.782.534
0850 CUENTAS POR PAGAR CONST	0	1.990.537.024	1.990.537.024	1.990.537.024	0	1.990.537.024	100	1.990.537.024	0	1.990.537.024	100	255.353.574	283.400.916	538.754.490	27	0	1.451.782.534
085001 Gastos de Personal	0	99.362.368	99.362.368	99.362.368	0	99.362.368	100	99.362.368	0	99.362.368	100	82.807.679	10.748.791	93.556.470	94	0	5.805.898
085002 Gastos Generales	0	1.891.174.656	1.891.174.656	1.891.174.656	0	1.891.174.656	100	1.891.174.656	0	1.891.174.656	100	172.545.895	272.652.125	445.198.020	24	0	1.445.976.636
TOTAL GASTOS DE LA VIGENCIA 2012	15.872.000.000	1.990.537.024	17.862.537.024	4.165.706.078	1.169.998.550	5.335.704.628		3.993.979.500	1.040.130.045	5.034.109.545		1.171.378.365	1.570.245.455	2.741.623.820	54	12.526.832.396	2.292.485.725


MARIA PIEDAD ECHEVERRY CALDERON
 Gerente


MARTHA LLANOS JARAMILLO
 Subgerente Administrativo y Financiero


CLARA INES VALENCIA RESTREPO
 Responsable de presupuesto