



RED DE SALUD DEL NORTE - ESE - NIT 805.027.287-4
EJECUCION ACUMULADA - INGRESOS
Filial 00 - FILIAL PRINCIPAL | Fecha de corte 31-Dic-2012

R-FAST 8.0s - SISTEMA INTEGRADO DE INFORMACION ADMINISTRATIVA, FINANCIERA Y ASISTENCIAL

Rubro	PRESUPUESTO			Reconocimientos			% Ejecución	Recaudos			% Ejecución	Por ejecutar	Cuentas por cobrar	
	Inicial	Adiciones	Actual	Mes anterior	Del mes	Acumulado		Mes anterior	Del mes	Acumulado				
Rubros del año 2012														
1	INGRESOS	15.872.000.000	1.990.537.024	17.862.537.024	15.997.821.768	1.987.587.984	17.985.409.752	101	14.887.244.571	2.403.662.996	17.290.907.567	96	-122.872.727	694.502.184
11	INGRESOS NO TRIBUTARIOS	15.662.600.000	179.979.577	15.842.579.577	14.511.351.384	1.984.819.991	16.496.171.375	104	13.400.774.188	2.400.895.003	15.801.669.191	96	-653.591.798	694.502.184
111	VENTA DE SERVICIOS	14.319.000.000	179.979.577	14.498.979.577	14.265.785.023	1.642.804.972	15.908.589.995	110	13.155.992.319	2.258.895.491	15.414.087.810	97	-1.409.610.418	494.502.184
11101	Regimen Vinculado S.S.F	1.100.100.891	0	1.100.100.891	1.038.678.161	94.425.757	1.133.103.918	103	1.038.678.161	94.425.757	1.133.103.918	100	-33.003.027	0
11102	Regimen Vinculado	2.987.498.994	0	2.987.498.994	2.955.415.979	611.942.472	3.567.358.451	119	2.928.848.516	638.509.935	3.567.358.451	100	-579.859.457	0
11103	Regimen Subsidiado Capitado	8.549.970.157	179.979.577	8.729.949.734	9.307.771.257	826.365.536	10.134.136.793	116	8.555.213.532	1.466.781.003	10.021.994.535	99	-1.404.187.059	112.142.258
11104	Regimen Subsidiado Evento	887.266.592	0	887.266.592	455.051.319	69.369.259	524.420.578	59	158.661.769	23.063.979	181.725.748	35	362.846.014	342.694.830
11105	Otras Entidades - Ventas Directas en Efectivo	686.400.000	0	686.400.000	443.617.359	34.179.977	477.797.336	70	443.617.359	34.179.977	477.797.336	100	208.602.664	0
11106	Contributivo	77.829.440	0	77.829.440	49.628.240	4.963.329	54.591.569	70	29.784.131	575.532	30.359.663	56	23.237.871	24.231.906
11107	Soat	29.933.926	0	29.933.926	15.622.708	1.558.642	17.181.350	57	1.188.851	559.308	1.748.159	10	12.752.576	15.433.191
112	OTRAS ENTIDADES - OTROS INGRESOS	1.343.600.000	0	1.343.600.000	245.566.361	342.015.019	587.581.380	44	244.781.868	142.799.512	387.581.380	66	756.018.620	200.000.000
11201	Proyectos especiales	1.084.000.000	0	1.084.000.000	0	0	0	0	0	0	0	0	1.084.000.000	0
11202	Otros	259.600.000	0	259.600.000	245.566.361	342.015.019	587.581.380	226	244.781.868	142.799.512	387.581.380	66	-327.981.380	200.000.000
12	RECURSOS DE CAPITAL	209.400.000	1.803.841.251	2.013.241.251	1.479.754.188	2.767.993	1.482.522.181	74	1.479.754.188	2.767.993	1.482.522.181	100	530.719.070	0
122	RECURSOS DE CAPITAL CREDITO INTERNO	200.000.000	0	200.000.000	200.000.000	0	200.000.000	100	200.000.000	0	200.000.000	100	0	0
12201	Recursos de Capital - Credito Interno	200.000.000	0	200.000.000	200.000.000	0	200.000.000	100	200.000.000	0	200.000.000	100	0	0
123	RENDIMIENTOS FINANCIEROS	9.400.000	0	9.400.000	0	0	0	0	0	0	0	0	9.400.000	0
12301	Rendimientos Financieros	9.400.000	0	9.400.000	0	0	0	0	0	0	0	0	9.400.000	0
124	RECUPERACION DE CARTERA	0	1.803.841.251	1.803.841.251	1.279.754.188	2.767.993	1.282.522.181	71	1.279.754.188	2.767.993	1.282.522.181	100	521.319.070	0
12401	Recuperacion Cartera Vigencia Anterior	0	1.803.841.251	1.803.841.251	1.279.754.188	2.767.993	1.282.522.181	71	1.279.754.188	2.767.993	1.282.522.181	100	521.319.070	0
13	DISPONIBLE	0	6.716.196	6.716.196	6.716.196	0	6.716.196	100	6.716.196	0	6.716.196	100	0	0
131	DISPONIBILIDAD INICIAL APROBADA	0	6.716.196	6.716.196	6.716.196	0	6.716.196	100	6.716.196	0	6.716.196	100	0	0
13101	Disponibilidad Inicial	0	6.716.196	6.716.196	6.716.196	0	6.716.196	100	6.716.196	0	6.716.196	100	0	0


 MARIA PIEDAD ECHEVERRI CALDERON
 Gerente


 MIRIAN AGUILAR USURIAGA
 Subgerente Administrativo y Financiero


 CLARA INES VALENCIA RESTREPO
 Responsable de presupuesto

RED DE SALUD DEL NORTE - ESE - NIT 805.027.287-4
EJECUCION ACUMULADA - GASTOS
Filial 00 - FILIAL PRINCIPAL | Fecha de corte 31-Dic-2012

R-FAST 8.05 - SISTEMA INTEGRADO DE INFORMACION ADMINISTRATIVA, FINANCIERA Y ASISTENCIAL

Rubro	PRESUPUESTO					Compromisos			% Ejecución	Obligaciones			% Ejecución	Giros			% Ejecución	Por ejecutar	Cuentas por pagar
	Inicial	Adiciones	Créditos	Contracred.	Actual	Mes anterior	Del mes	Acumulado		Mes anterior	Del mes	Acumulado		Mes anterior	Del mes	Acumulado			
Rubros del año 2012																			
2 TOTAL GASTOS	15.872.000.000	1.990.537.024	1.873.397.510	1.873.397.510	17.862.537.024	15.708.016.762	1.666.180.012	17.374.196.774	97	15.115.556.167	2.258.640.608	17.374.196.774	100	13.915.495.120	2.499.606.749	16.415.101.868	94	488.340.250	959.094.906
21 GASTOS DE FUNCIONAMIENTO	15.859.000.000	0	1.873.397.510	1.873.397.510	15.859.000.000	13.717.479.738	1.666.180.012	15.383.659.750	97	13.125.019.142	2.258.640.608	15.383.659.750	100	12.055.142.505	2.369.422.339	14.424.564.844	94	475.340.250	959.094.906
211 GASTO ADMINISTRATIVO	2.915.509.479	0	940.147.126	321.882.862	3.533.773.743	3.007.816.009	394.321.380	3.402.137.389	96	2.813.232.531	588.904.858	3.402.137.389	100	2.644.460.051	624.460.078	3.268.920.130	96	131.636.354	132.217.259
21101 SERVICIOS PERSONALES	1.164.166.468	0	0	238.000.000	926.166.468	708.236.875	170.941.845	879.178.720	95	705.437.355	173.741.365	879.178.720	100	670.839.207	198.138.268	868.977.475	99	46.987.748	10.201.245
2110101 SERVICIO PERSONAL ASOCIADO A LA NO	785.840.797	0	0	164.000.000	621.840.797	529.751.612	87.260.107	617.011.719	99	529.751.612	87.260.107	617.011.719	100	502.989.863	111.672.214	614.662.077	100	4.829.078	2.349.642
211010101 Sueldos Personal Nomina	785.840.797	0	0	164.000.000	621.840.797	529.751.612	87.260.107	617.011.719	99	529.751.612	87.260.107	617.011.719	100	502.989.863	111.672.214	614.662.077	100	4.829.078	2.349.642
2110103 SERVICIOS PERSONALES INDIRECTOS	48.000.000	0	0	4.000.000	44.000.000	26.176.590	4.467.651	30.644.241	70	23.377.070	7.267.171	30.644.241	100	19.303.450	8.633.871	27.937.321	91	13.355.759	2.706.920
211010301 Honorarios	48.000.000	0	0	4.000.000	44.000.000	26.176.590	4.467.651	30.644.241	70	23.377.070	7.267.171	30.644.241	100	19.303.450	8.633.871	27.937.321	91	13.355.759	2.706.920
2110106 CONTRATACION INHERENTES A LA NOMI	291.033.631	0	0	65.000.000	226.033.631	128.156.107	73.468.480	201.624.587	69	128.156.107	73.468.480	201.624.587	100	126.447.067	70.032.837	196.479.904	97	24.409.074	5.144.683
211010601 Cesantías	59.928.844	0	0	0	59.928.844	577.548	59.253.558	59.831.105	100	577.548	59.253.558	59.831.105	100	577.548	54.108.875	54.686.422	91	97.739	5.144.683
211010603 Aportes Pensión	104.772.996	0	0	35.000.000	69.772.996	56.917.750	6.012.317	62.930.067	90	56.917.750	6.012.317	62.930.067	100	56.884.750	6.045.317	62.930.067	100	6.842.929	0
211010604 Aportes Salud EPS	73.759.558	0	0	20.000.000	53.759.558	40.716.168	4.392.769	45.108.937	84	40.716.168	4.392.769	45.108.937	100	40.683.168	4.425.769	45.108.937	100	6.650.621	0
211010605 Aportes a Riesgos Profesionales ARP	21.138.601	0	0	5.000.000	16.138.601	10.627.161	1.189.256	11.816.417	73	10.627.161	1.189.256	11.816.417	100	10.627.161	1.189.256	11.816.417	100	4.322.184	0
211010606 Caja de Compensación Familiar	31.433.632	0	0	5.000.000	26.433.632	19.317.480	2.620.580	21.938.060	83	19.317.480	2.620.580	21.938.060	100	17.674.440	4.263.620	21.938.060	100	4.935.622	0
2110107 CONTRATACION INHERENTES A LA NOMI	23.575.224	0	0	5.000.000	18.575.224	14.491.776	3.451.026	17.942.802	97	14.491.776	3.451.026	17.942.802	100	13.259.196	4.683.606	17.942.802	100	632.422	0
211010701 Instituto de Bienestar Familiar ICBF	23.575.224	0	0	5.000.000	18.575.224	14.491.776	3.451.026	17.942.802	97	14.491.776	3.451.026	17.942.802	100	13.259.196	4.683.606	17.942.802	100	632.422	0
2110108 CONTRATACION INHERENTES A LA NOMI	15.716.816	0	0	0	15.716.816	9.660.791	2.294.580	11.955.371	76	9.660.791	2.294.580	11.955.371	100	8.839.631	3.115.740	11.955.371	100	3.761.445	0
211010801 Servicio Nacional de Aprendizaje	15.716.816	0	0	0	15.716.816	9.660.791	2.294.580	11.955.371	76	9.660.791	2.294.580	11.955.371	100	8.839.631	3.115.740	11.955.371	100	3.761.445	0
21102 GENERALES	1.751.343.011	0	940.147.126	83.882.862	2.697.607.275	2.299.579.134	223.379.535	2.522.958.669	97	2.107.795.175	415.163.494	2.522.958.669	100	1.973.620.845	426.321.810	2.399.942.655	95	84.648.606	123.016.014
2110201 IMPUESTOS Y CONTRIBUCIONES	18.000.000	0	0	0	18.000.000	16.953.609	0	16.953.609	94	16.953.609	0	16.953.609	100	16.953.609	0	16.953.609	100	1.046.391	0
211020101 Impuestos y Contribuciones	18.000.000	0	0	0	18.000.000	16.953.609	0	16.953.609	94	16.953.609	0	16.953.609	100	16.953.609	0	16.953.609	100	1.046.391	0
2110203 ADQUISICION DE BIENES Y SERVICIOS	156.500.000	0	44.000.000	2.582.953	197.917.047	166.366.279	8.958.593	175.324.872	89	123.951.946	51.372.926	175.324.872	100	119.346.116	11.951.992	131.298.107	75	22.592.175	44.026.765
211020301 Mantenimiento	156.500.000	0	44.000.000	2.582.953	197.917.047	166.366.279	8.958.593	175.324.872	89	123.951.946	51.372.926	175.324.872	100	119.346.116	11.951.992	131.298.107	75	22.592.175	44.026.765
2110204 ADQUISICION DE BIENES Y SERVICIOS	1.400.000	0	0	0	1.400.000	950.590	119.120	1.069.710	76	950.590	119.120	1.069.710	100	950.590	119.120	1.069.710	100	330.290	0
211020401 Comunicaciones y Transporte	1.400.000	0	0	0	1,400.000	950.590	119.120	1.069.710	76	950.590	119.120	1.069.710	100	950.590	119.120	1.069.710	100	330.290	0
2110207 ADQUISICION DE BIENES Y SERVICIOS S	70.000.000	0	500.000	0	70.500.000	59.644.786	5.433.559	65.078.345	92	59.644.786	5.433.559	65.078.345	100	59.644.786	5.433.559	65.078.345	100	5.421.665	0
211020701 Acueducto y Energía	55.889.000	0	500.000	0	56.389.000	48.303.952	4.130.701	52.434.654	93	48.303.952	4.130.701	52.434.654	100	48.303.952	4.130.701	52.434.654	100	3.945.346	0
211020702 Teléfono	11.480.000	0	0	0	11.480.000	9.404.904	948.642	10.353.546	90	9.404.904	948.642	10.353.546	100	9.404.904	948.642	10.353.546	100	1.126.454	0
211020703 Internet	2.640.000	0	0	0	2.640.000	1.935.930	354.215	2.290.145	87	1.935.930	354.215	2.290.145	100	1.935.930	354.215	2.290.145	100	349.855	0
2110208 ADQUISICION DE BIENES Y SERVICIOS	11.400.000	0	1.008.200	0	12.408.200	12.408.087	-103.119	12.304.968	99	84.740	12.220.228	12.304.968	100	84.740	0	84.740	1	103.232	12.220.228
211020801 Seguros	11.400.000	0	1.008.200	0	12.408.200	12.408.087	-103.119	12.304.968	99	84.740	12.220.228	12.304.968	100	84.740	0	84.740	1	103.232	12.220.228
2110210 ADQUISICION DE BIENES Y SERVICIOS	400.000	0	1.238.926	0	1.638.926	1.238.926	0	1.238.926	76	1.238.926	0	1.238.926	100	1.238.926	0	1.238.926	100	400.000	0
211021001 Viáticos y Gastos de Viaje	400.000	0	1.238.926	0	1.638.926	1.238.926	0	1.238.926	76	1.238.926	0	1.238.926	100	1.238.926	0	1.238.926	100	400.000	0
2110211 ADQUISICION DE BIENES Y SERVICIOS	45.620.000	0	0	31.899.509	10.720.091	4.324.887	5.821.690	10.146.577	95	4.074.887	6.071.690	10.146.577	100	3.749.210	6.397.368	10.146.577	100	573.514	0
211021101 Capacitación	31.200.000	0	0	30.686.282	513.718	513.718	0	513.718	100	513.718	0	513.718	100	438.040	75.678	513.718	100	0	0
211021102 Bienestar Social	14.420.000	0	0	4.213.627	10.206.373	3.811.170	5.821.690	9.632.860	94	3.561.170	6.071.690	9.632.860	100	3.311.170	6.321.690	9.632.860	100	573.513	0
2110212 OTROS GASTOS POR ADQUISICION DE B)	70.966.971	0	0	12.000.000	58.966.971	43.747.983	8.341.437	52.089.420	83	43.281.159	8.808.261	52.089.420	100	35.890.150	7.367.227	43.257.416	83	6.877.551	8.832.003
211021201 Papelería Impresión y Papelería en General	43.786.926	0	0	6.000.000	37.786.926	28.587.302	7.158.502	35.745.804	95	28.377.302	7.368.502	35.745.804	100	23.034.402	4.379.399	27.413.801	77	2.041.122	8.332.003
211021202 Suministros de Aseo y Cafetería	25.020.045	0	0	6.000.000	19.020.045	13.300.691	1.045.384	14.346.065	75	13.300.691	1.045.384	14.346.065	100	11.495.787	2.850.278	14.346.065	100	4.673.980	0
211021203 Combustible Lubrificantes y Llantas	2.160.000	0	0	0	2.160.000	1.860.000	137.550	1.997.550	92	1.603.176	394.374	1.997.550	100	1.360.000	137.550	1.497.550	75	162.450	500.000
2110213 OTROS GASTOS POR ADQUISICION DE SE	1.377.056.049	0	893.400.000	34.400.000	2.266.056.049	1.993.943.986	194.808.255	2.188.752.241	98	1.857.614.532	331.137.709	2.188.752.241	100	1.735.762.679	395.052.545	2.130.815.223	97	47.303.799	57.937.018
211021301 Aseo	69.840.000	0	15.400.000	0	85.240.000	77.109.043	-32.000	77.077.043	90	70.645.843	6.431.200</								

RED DE SALUD DEL NORTE - ESE - NIT 805.027.287-4
EJECUCION ACUMULADA - GASTOS
Filial 00 - FILIAL PRINCIPAL | Fecha de corte 31-Dic-2012


R-FAST 8.0x - SISTEMA INTEGRADO DE INFORMACION ADMINISTRATIVA, FINANCIERA Y ASISTENCIAL


Rubro	PRESUPUESTO					Compromisos			% Ejecución	Obligaciones			% Ejecución	Giros			% Ejecución	Cuentas por pagar		
	Inicial	Adiciones	Créditos	Contracred.	Actual	Mes anterior	Del mes	Acumulado		Mes anterior	Del mes	Acumulado		Mes anterior	Del mes	Acumulado			Por ejecutar	
2120101	SERVICIO PERSONAL ASOCIADO A LA NO	3.143.363.188	0	0	656.000.000	2.487.363.188	2.118.428.527	349.040.429	2.467.468.956	99	2.118.428.527	349.040.429	2.467.468.956	100	2.011.381.533	446.688.855	2.458.070.388	100	19.894.232	9.398.568
212010101	Sueldos Personal Nomina	3.143.363.188	0	0	656.000.000	2.487.363.188	2.118.428.527	349.040.429	2.467.468.956	99	2.118.428.527	349.040.429	2.467.468.956	100	2.011.381.533	446.688.855	2.458.070.388	100	19.894.232	9.398.568
2120103	SERVICIO PERSONAL ASOCIADO A LA NO	165.000.000	0	0	16.000.000	149.000.000	107.495.352	12.488.568	119.983.920	81	96.297.272	23.686.648	119.983.920	100	78.187.792	29.584.704	107.772.496	90	29.016.080	12.211.424
212010301	Honorarios	165.000.000	0	0	16.000.000	149.000.000	107.495.352	12.488.568	119.983.920	81	96.297.272	23.686.648	119.983.920	100	78.187.792	29.584.704	107.772.496	90	29.016.080	12.211.424
2120107	CONTRATO INHERENTES A LA NOMINA	1.194.114.527	0	0	340.300.000	823.834.527	490.666.125	242.936.020	733.602.145	89	490.666.125	242.936.020	733.602.145	100	484.093.965	244.928.791	729.022.756	99	90.232.382	4.579.389
212010701	Cesantias	239.715.377	0	0	239.715.377	2.310.190	186.482.575	188.792.766	188.792.766	79	2.310.190	186.482.575	188.792.766	100	2.310.190	181.903.186	184.213.377	98	90.922.611	4.579.389
212010703	Aportes Pensión	419.091.985	0	0	170.000.000	249.091.985	217.111.737	23.643.024	240.754.761	97	217.111.737	23.643.024	240.754.761	100	217.111.737	23.643.024	240.754.761	100	8.337.224	0
212010704	Aportes Salud EPS	295.038.233	0	0	100.300.000	194.738.233	155.489.405	17.571.077	173.040.482	89	155.469.405	17.571.077	173.040.482	100	155.469.405	17.571.077	173.040.482	100	21.697.751	0
212010705	Aportes Riesgos Profesionales ARP	84.554.404	0	0	35.000.000	49.554.404	38.571.270	4.757.024	43.328.294	87	38.571.270	4.757.024	43.328.294	100	38.571.270	4.757.024	43.328.294	100	6.226.110	0
212010706	Caja de Compensación Familiar	125.734.528	0	0	35.000.000	90.734.528	77.203.523	10.482.320	87.685.843	97	77.203.523	10.482.320	87.685.843	100	70.631.363	17.054.469	87.685.843	100	3.048.685	0
2120108	CONTRATACION INHERENTES A LA NOMINA	94.300.896	0	0	30.000.000	64.300.896	57.925.422	6.375.474	64.300.896	100	57.925.422	6.375.474	64.300.896	100	52.995.102	11.305.794	64.300.896	100	0	0
212010801	Instituto Colombiano de Bienestar Familiar	94.300.896	0	0	30.000.000	64.300.896	57.925.422	6.375.474	64.300.896	100	57.925.422	6.375.474	64.300.896	100	52.995.102	11.305.794	64.300.896	100	0	0
2120109	CONTRATACION INHERENTES A LA NOMINA	62.867.264	0	0	20.000.000	42.867.264	38.610.040	4.257.220	42.867.260	100	38.610.040	4.257.220	42.867.260	100	35.325.400	7.541.860	42.867.260	100	4	0
212010901	Servicio Nacional de Aprendizaje	62.867.264	0	0	20.000.000	42.867.264	38.610.040	4.257.220	42.867.260	100	38.610.040	4.257.220	42.867.260	100	35.325.400	7.541.860	42.867.260	100	4	0
21202	GENERALES	8.313.824.646	0	933.250.384	489.214.648	8.757.860.332	7.896.538.262	656.760.922	8.553.299.184	98	7.509.839.225	1.043.439.959	8.553.299.184	100	6.748.698.661	1.004.912.257	7.753.610.918	91	204.561.198	799.688.266
2120201	ADQUISICION DE BIENES	1.446.252.604	0	0	281.090.000	45.000.000	1.682.052.604	1.483.127.075	142.048.910	97	1.467.103.875	158.072.110	1.625.175.985	100	953.110.023	249.664.717	1.202.774.740	74	56.876.619	422.401.245
212020102	Material Medico Quirurgico	1.397.852.604	0	0	275.000.000	45.000.000	1.627.852.604	1.448.420.795	131.759.310	97	1.434.843.795	145.336.310	1.580.180.105	100	920.849.943	240.887.717	1.161.737.660	74	47.672.499	418.442.445
212020103	Alimentación	48.200.000	0	0	6.000.000	54.200.000	34.705.280	10.289.600	44.995.880	83	32.260.080	12.735.800	44.995.880	100	32.260.080	8.777.000	41.037.080	91	9.204.120	3.953.800
2120202	ADQUISICION DE BIENES Y SERVICIOS	626.000.000	0	0	170.959.000	20.331.810	776.627.190	664.901.635	34.110.382	90	495.244.303	203.767.714	699.012.017	100	476.820.982	46.083.966	522.904.949	75	77.615.173	176.107.068
212020201	Mantenimiento	626.000.000	0	0	170.959.000	20.331.810	776.627.190	664.901.635	34.110.382	90	495.244.303	203.767.714	699.012.017	100	476.820.982	46.083.966	522.904.949	75	77.615.173	176.107.068
212020203	ADQUISICION DE BIENES Y SERVICIOS	5.600.000	0	0	0	5.600.000	3.688.276	476.480	4.164.756	74	3.688.276	476.480	4.164.756	100	3.688.276	476.480	4.164.756	100	1.435.244	0
212020301	Comunicaciones y Transporte	5.600.000	0	0	5.600.000	3.688.276	476.480	4.164.756	4.164.756	74	3.688.276	476.480	4.164.756	100	3.688.276	476.480	4.164.756	100	1.435.244	0
2120205	ADQUISICION DE BIENES Y SERVICIOS M	374.400.000	0	5.000.000	40.000.000	339.400.000	280.968.830	27.711.497	308.680.327	91	280.968.830	27.711.497	308.680.327	100	274.690.827	26.692.640	301.383.467	93	30.719.673	7.296.860
212020501	Acueducto y Energía	223.520.000	0	0	5.000.000	228.520.000	193.215.807	16.522.806	209.738.612	92	193.215.807	16.522.806	209.738.612	100	193.215.807	16.522.806	209.738.612	100	18.781.388	0
212020502	Telefono	45.920.000	0	0	0	45.920.000	38.015.179	2.969.442	40.984.621	89	38.015.179	2.969.442	40.984.621	100	38.015.179	2.969.442	40.984.621	100	4.935.379	0
212020503	Internet	10.560.000	0	0	0	10.560.000	7.743.179	2.241.990	9.985.709	95	7.743.179	2.241.990	9.985.709	100	7.743.179	2.241.990	9.985.709	100	574.291	0
212020504	Ruta Hospitalaria	94.400.000	0	0	40.000.000	54.400.000	41.994.125	5.977.260	47.971.385	88	41.994.125	5.977.260	47.971.385	100	35.716.122	4.958.403	40.674.525	85	6.428.615	7.296.860
2120206	ADQUISICION DE BIENES Y SERVICIOS	45.600.000	0	0	4.032.800	49.632.800	49.632.350	-412.476	49.219.874	99	338.960	48.880.914	49.219.874	100	338.960	0	338.960	1	412.926	48.880.914
212020601	Seguros	45.600.000	0	0	4.032.800	49.632.800	49.632.350	-412.476	49.219.874	99	338.960	48.880.914	49.219.874	100	338.960	0	338.960	1	412.926	48.880.914
2120208	ADQUISICION DE BIENES Y SERVICIOS	1.600.000	0	0	4.955.704	6.555.704	4.955.704	0	4.955.704	76	4.955.704	0	4.955.704	100	4.955.704	0	4.955.704	100	1.600.000	0
212020801	Viajeros y Gastos de Viaje	1.600.000	0	0	4.955.704	6.555.704	4.955.704	0	4.955.704	76	4.955.704	0	4.955.704	100	4.955.704	0	4.955.704	100	1.600.000	0
2120209	ADQUISICION DE BIENES Y SERVICIOS	182.480.000	0	0	139.599.638	42.880.362	19.275.566	23.286.760	42.562.326	99	18.275.566	24.286.760	42.562.326	100	16.972.854	25.589.471	42.562.326	100	318.036	0
212020901	Capacitación	124.800.000	0	0	122.745.128	2.054.872	2.054.871	0	2.054.871	100	2.054.871	0	2.054.871	100	1.752.160	302.711	2.054.871	100	1	0
212020902	Bienestar Social	57.680.000	0	0	16.854.510	40.825.490	17.220.691	23.286.760	40.507.454	99	16.220.694	24.286.760	40.507.454	100	15.220.694	25.286.760	40.507.454	100	318.036	0
2120210	OTROS GASTOS POR ADQUISICION DE BI	283.867.884	0	0	91.000.000	192.867.884	174.534.801	8.569.560	183.104.762	95	172.667.504	10.437.257	183.104.762	100	143.192.242	29.286.106	172.478.348	94	9.763.122	10.626.414
212021001	Papelaria Impresora y General	175.147.702	0	0	54.000.000	121.147.702	111.526.004	3.838.222	115.364.226	95	110.686.003	4.678.223	115.364.226	100	89.403.018	17.334.794	106.737.812	93	5.783.476	8.626.414
212021002	Otros Suministros de Aseo y Cafeteria	100.080.182	0	0	37.000.000	63.080.182	55.684.905	4.181.538	59.866.442	95	55.684.905	4.181.538	59.866.442	100	48.465.331	11.401.111	59.866.442	100	3.213.740	0
212021003	Combustible Lubricantes y Utens	8.640.000	0	0	0	8.640.000	7.323.893	550.291	7.874.094	91	6.296.597	1.577.497	7.874.094	100	5.323.893	550.201	5.874.094	75	765.906	2.000.000
2120211	OTROS PAGOS POR ADQUISICION DE SE	5.348.224.158	0	467.302.880	153.283.200	5.662.243.838	5.215.454.024	420.969.410	5.636.423.434	100	5.066.616.207	569.807.228	5.636.423.434	100	4.874.928.793	627.118.876	5.502.047.669	98	25.820.404	134.375.765
212021101	Sistemas de Información	382.424.361	0	0	93.600.000	288.824.361	275.162.596	13.477.236	288.639.832	100	259.204.010	29.435.822	288.639.832	100	211.497.490	40.826.151	252.323.641	87	184.529	36.316.191
212021102	Aseo	279.360.000	0	0	34.400.000	313.760.000	308.436.172	-128.000	308.308.172	98	282.983.372	25.724.800	308.308.172	100	204.789.932	51.324				

RED DE SALUD DEL NORTE - ESE - NIT 805.027.287-4
 EJECUCION ACUMULADA - GASTOS
 Filial 00 - FILIAL PRINCIPAL | Fecha de corte 31-Dic-2012

R-FAST 8.0s - SISTEMA INTEGRADO DE INFORMACION ADMINISTRATIVA, FINANCIERA Y ASISTENCIAL

Rubro	PRESUPUESTO					Compromisos			% Ejecución	Obligaciones			% Ejecución	Gros			% Ejecución	Por ejecutar	Cuentas por pagar
	Inicial	Adiciones	Créditos	Contracrd.	Actual	Mes anterior	Del mes	Acumulado		Mes anterior	Del mes	Acumulado		Mes anterior	Del mes	Acumulado			
24101 Gastos de Personal	0	99.362.368	0	0	99.362.368	99.362.368	0	99.362.368	100	99.362.368	0	99.362.368	100	99.362.368	0	99.362.368	100	0	0
24102 Gastos Generales	0	1.891.174.656	0	0	1.891.174.656	1.891.174.656	0	1.891.174.656	100	1.891.174.656	0	1.891.174.656	100	1.760.990.247	130.184.410	1.891.174.656	100	0	0


 MARIA PIEDAD ECHEVERRI CALDERON
 Gerente


 MIRYAM AGUILAR USURIAGA
 Subgerente Administrativo y Financiero


 CLARA INES VALENCIA RESTREPO
 Responsable de presupuesto